

Problem Solving

Firstly there were four triangles and the sum at the end of the grid was twelve, so we divided 12 by 4 which equaled 3. A triangle stands for 3.
Secondly on the grid was a sum of two circles and two triangles. This gave us a clue because as we know triangle's value is 3, adding both triangles would make 6 then we ~~minus~~ subtracted 10 by 6 which left us with 4. Now because there two circles again we divided 4 by 2 which equaled 2. ~~So~~ therefore the value of the circle is 2.




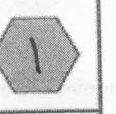



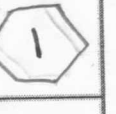


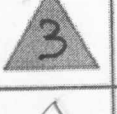





We then moved on to finding value for the remaining shapes. We moved on to the 1st row which equaled 11. All the shapes were given which made it easier. We know that the triangle and circles added together gives us 5. All we needed to ~~left~~ was to subtract 11 by 3 which equaled 6. There are three simple ways of making 6. They are:

$$3+3=6$$

$$4+2=6$$

$$5+1=6$$

We knew that the values couldn't be the same digits so we crossed out 3+3. We already have a shape which equals 2 so 4+2 was crossed out leaving us with 5+1 but the dilemma was which number fit which shape so we played around with shapes a bit and moved onto row 9. We decided that the hexagon added up to 1 and the quadrilateral added to 5. See below for our finished grid.

				11
				9
				10
				14
14	12	13	5	

Esther Adebalo and Hannah Beck
Downe house School
Lower 4 (Year 8)
11th October 2014