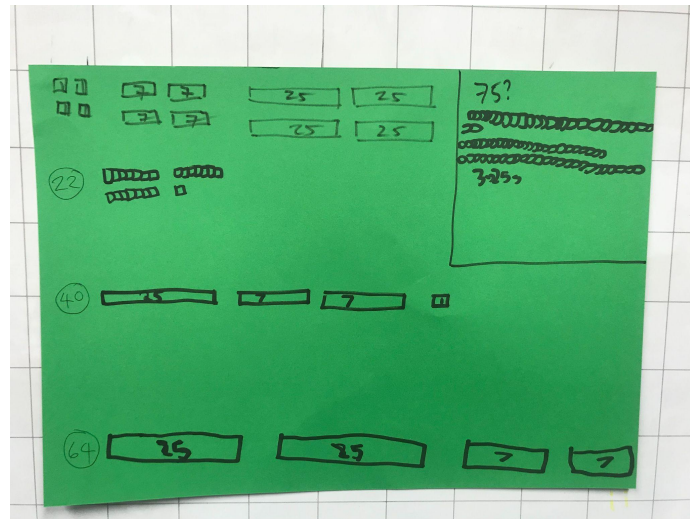
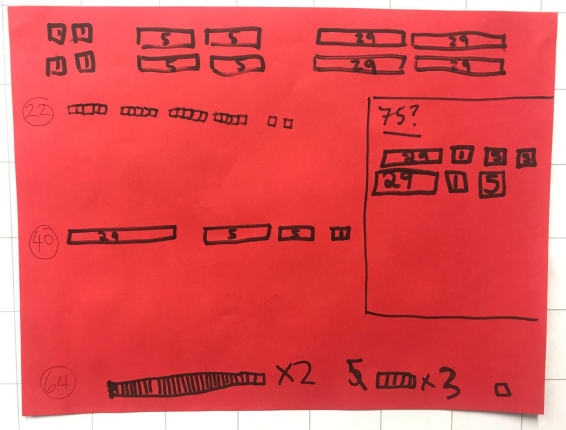



First of all - we looked at the possibilities to solve each of the red, blue and green paths for 22, 40 and 64. Then we explored the possibilities for 75.

Lily and Olivia decided starting with the largest possible number was a good way to be systematic. They also noted how useful number bond knowledge was for the red tiles.



Aleezay and Anna realised how useful their knowledge of multiplication was when experimenting with combinations that added to 75



Next we explored whether we could find eight consecutive solutions.. Alex in 3G found these.

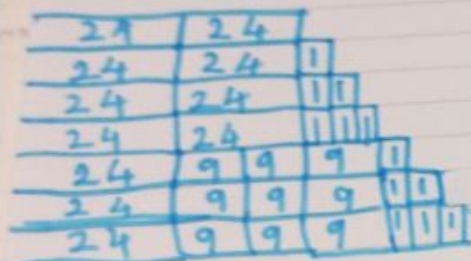
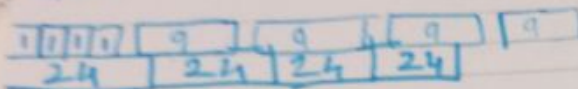
22 = 7+7+7+1  
23 = 7+7+7+1+1 Green = Yes  
24 = 7+7+7+1+1+1  
25 = 7+7+7+1+1+1+1  
26 = 25+1  
27 = 25+1+1  
28 = 25+1+1+1  
29 = 25+1+1+1+1  
30 = 7+7+7+7+1+1  
31 = 7+7+7+7+1+1+1  
32 = 7+7+7+7+1+1+1+1  
33 = 25+7+1

---

33 = 24+9 Blue = Yes  
34 = 24+9+1  
35 = 24+9+1+1  
36 = 24+9+1+1+1 or 9+9+9+9  
37 = 9+9+9+9+1  
38 = 9+9+9+9+1+1  
39 = 9+9+9+9+1+1+1  
40 = 9+9+9+9+1+1+1+1





Blue



=48  
 =49  
 =50  
 =51  
 =52  
 =53  
 =54

Green



=  
 =46  
 =47  
 =48  
 =49  
 =50  
 =51  
 =52  
 =53  
 =54  
 =55  
 =56  
 =57  
 =58  
 =59  
 =60  
 =61

# Blue

24	25	26	27	28	29	30
24	24	24	24	24	9,9,9	9,9,9
	1	1,1	1,1,1	1,1,1,1	1,1	1,1,1

31

9,9,9  
1,1,1,1

Olivia found solutions for the blue and green tiles

## Pathways Challenge

### Green

21	22	23	24	25	26	27	28
7,7,7	7,7,7	7,7,7	7,7,7	7,7,7	25	25	25
	1	1,1	1,1,1	1,1,1,1	1	1,1	1,1,1

29

29	30	31	32	33	34	35
25	7,7,7,7	7,7,7,7	7,7,7,7	25	25	25
1,1,1,1	1,1	1,1,1,1	1,1,1,1,1	7	7	7
				1	1,1	1,1,1

36

25

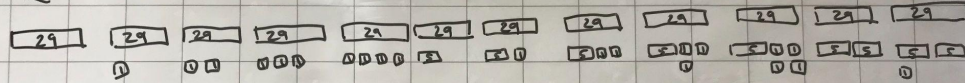
7

1,1,1,1

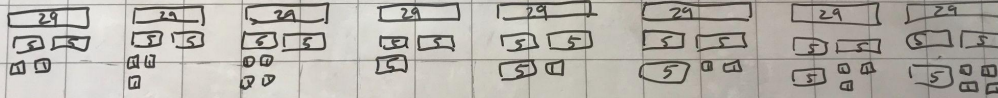
Girls in 3H worked together to come up with this chain of solutions for the red tiles.....

RED

29 30 31 32 33 34 35 36 37 38 39 40



41 42 43 44 45 46 47 48



49 50 51 52 53

